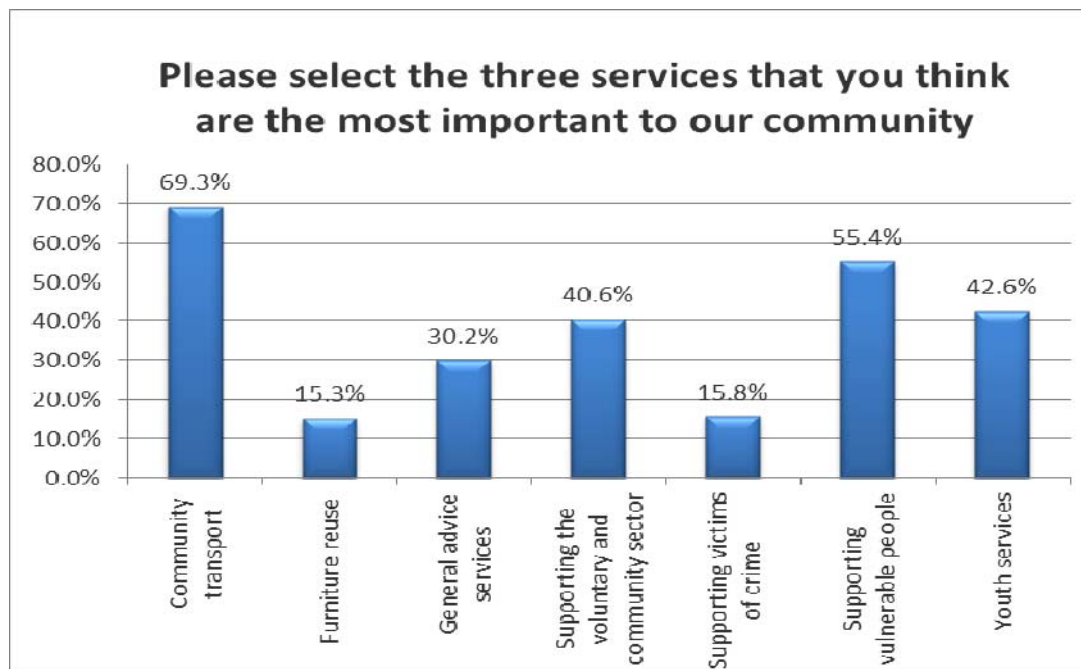


# Voluntary & Community Sector Commissioning 2015-2018

## Question 1

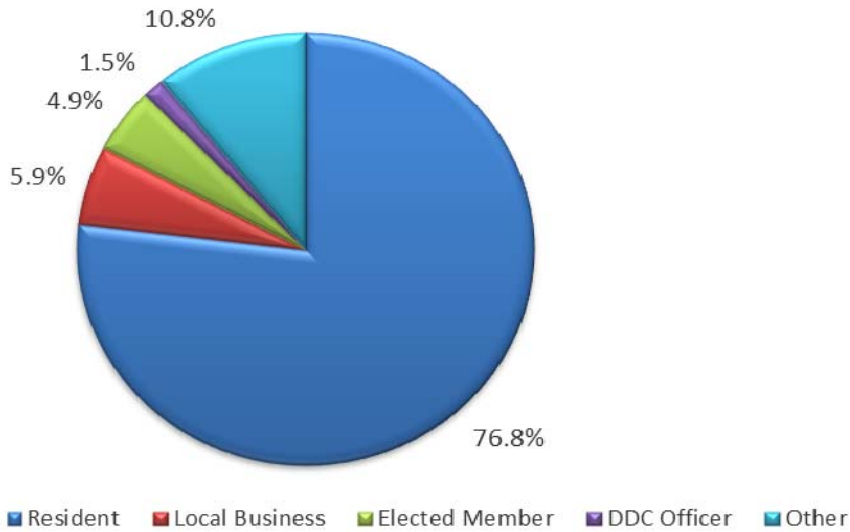
Please select the three services that you think are the most important to our community		
Answer Options	Response Percent	Response Count
Community transport	69.3%	140
Furniture reuse	15.3%	31
General advice services	30.2%	61
Supporting the voluntary and community sector	40.6%	82
Supporting victims of crime	15.8%	32
Supporting vulnerable people	55.4%	112
Youth services	42.6%	86
<i>answered question</i>		<b>202</b>
<i>skipped question</i>		<b>5</b>



## Question 2

Are you responding mainly as:		
Answer Options	Response Percent	Response Count
Resident	76.8%	156
Local Business	5.9%	12
Elected Member	4.9%	10
DDC Officer	1.5%	3
Other	10.8%	22
<i>answered question</i>		<b>203</b>
<i>skipped question</i>		<b>4</b>

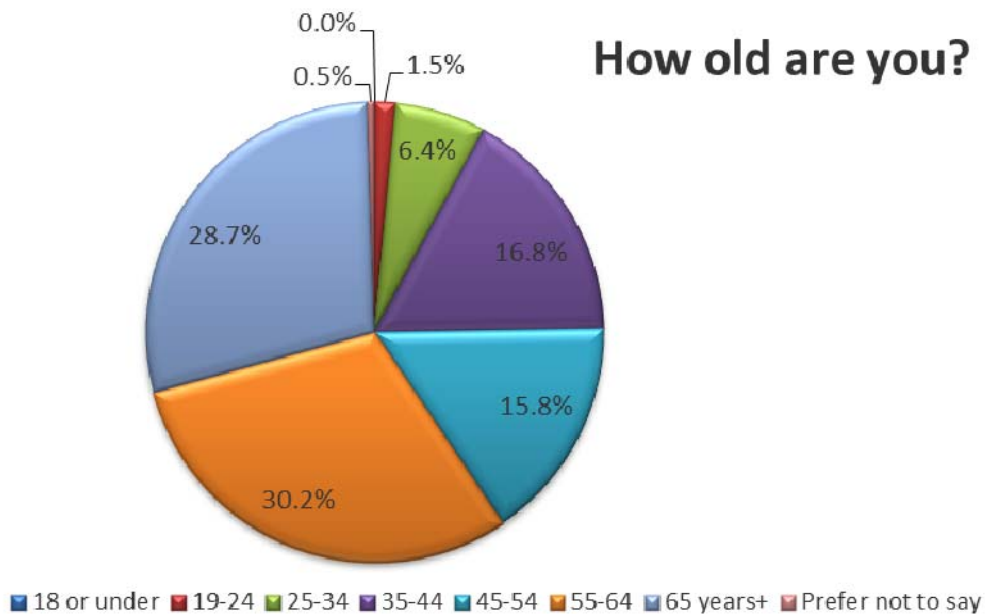
## Are you responding mainly as:



## Question 3

How old are you?		
Answer Options	Response Percent	Response Count
18 or under	0.0%	0
19-24	1.5%	3
25-34	6.4%	13
35-44	16.8%	34
45-54	15.8%	32
55-64	30.2%	61
65 years+	28.7%	58
Prefer not to say	0.5%	1
<i>answered question</i>		202
<i>skipped question</i>		5

## How old are you?



## Question 4

Are you registered disabled or do you have a long term illness or disability?		
Answer Options	Response Percent	Response Count
Yes	11.5%	23
No	86.0%	172
Prefer not to say	2.5%	5
<i>answered question</i>		200
<i>skipped question</i>		7

