









SITE 1 - LAYOUT PRINCIPLES

PLAN 2

Key:

-  Open space/ green buffer to edge of farmhouse and barns
-  Building frontage to adjacent site - 1 & 2 storey dwellings to reflect character/ appearance of farmhouse and barns
-  Sympathetic edge to rural boundary
-  Opportunity for surveillance
-  Important street frontage
-  Opportunity for landmark building(s)
-  Access to open space, picnic site, recreational routes etc
-  Off-site obligatory work - picnic area

